

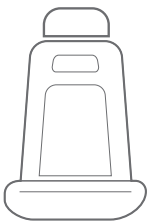


# AMERICAN CUSTOM DESIGN VEHICLES

## 20' 2017 Freightliner M2 Diesel New Distributor Package

The New Generation Matco Tools Store

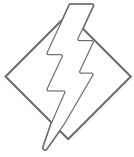
### Standard Equipment



#### Interior

- \* Black Dot Flooring
- \* New Generation Aluminum Interior Shelving with Signage
- \* Oak Interior Cabinetry painted black with a High Gloss Lacquer Finish
- \* Custom Designed Reinforced Inner Wall Construction
- \* 3/4" Styrofoam Inner Wall and Roof Insulation
- \* White Pegboard Ceiling with Black Bungy laced front to back
- \* Grey Carpet on Shelves and Walls
- \* 8-24" LED Cargo Ceiling Lights
- \* 19-36" LED Undershef Lights
- \* 4-18" LED Lights: (3) under the Creeper Storage Shelves and (1) Under the Hammer Rack
- \* 1-24" LED Light Under Book Rack

# Standard Equipment




## Electrical

- \* Custom built switching system with AC/DC voltage meters
- \* Special high output 80 AMP power converter
- \* 2-110 volt AC receptacles wired to shoreline
- \* 1250 watt inverter with 4-110 volt inverted outlets at the desk and (1) duplex inverted outlet in the creeper storage area,
- \* (1) duplex Inverted Outlet in the driver side 96" tool box opening, (1) duplex inverted outlet in the curb side rear 62" tool box opening and (1) duplex inverted outlet for the HDTV / DVD
- \* 12V outlet and USB charging center mounted by desk
- \* Circuit breaker protected (4) 6 volt deep cycle auxiliary Bbatteries with charging system solenoid
- \* Shoreline with Built-In trickle charger



## Driver Side Layout

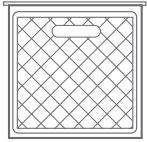
- \* 20" W x 27" D Black Oak Desk with 4-16" x 23" Drawers **with 100 lb. Drawer Slides**
- \* Oak Hammer Rack with Air Chisel Bit Holes Mounted above the service desk with (1) 18" LED Light
- \* Wall Partition Cut Out for Vice
- \* (3) 22" Wide Fixed Shelves with Oak Fronts
- \* 22" Wide Creeper Storage Area with 18' LED Light and Inverted Duplex Outlet
- \* Slide Out Pry Bar Display
- \* 96" Bumper to Bumper Driver Side Front Tool Box Opening
- \* (2) Upper Adjustable Removable Shelves in 96" Box opening
- \* (2) Adjustable Removable Flat Shelves in 96" Box opening
- \* (2) Rows of E-Track Restraints
- \* (5) 48" Shelves with (4) Adjustable Removable Shelves & (2) Metal Under Shelf Drawers
- \* (5) 48" Shelves with (4) Adjustable Removable Shelves
- \* Shelves are supported by metal rails & brackets
- \* (3) Standard Double Height Driver Side Floor Drawers with 100 lb. Roller Bearing Drawer Slides
- \* (1) Jack Opening



## Body

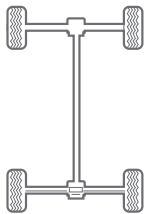
- \* **Lighted Grab Handle with Company Name**
- \* 20' Box with FRP Front Wall, Aluminum Side Walls & Rear Steel Wall
- \* 96" Wide Exterior, 84" Interior Height and 20' Length Supreme Corp Body
- \* Dual 36" Rear Doors
- \* 30" Sliding Curbside Door with non-opening Window — Door to slide back to front to open. Door height 82.½"
- \* Recessed Three Step Stepwell
- \* 1/8" Laminated Hardwood Floor
- \* 22" Galvanneal Steel Skirts
- \* Remote Alarm System With Vibration Sensor
- \* Dead Bolt Lock installed on Sliding Curbside Door
- \* (2) Exterior Low Voltage Porch Lights
- \* Approximate Overall Length w/Liftgate 32' 7½"
- \* Approximate Height 11' 2½" to Top of Roof
- \* Approximate Overall Length w/Liftgate 32' 7½"
- \* Approximate Height 11' 2½" to Top of Roof

# Standard Equipment



## Curb Side Layout

- \* (4) Drawer 20" Single Desk Curb Side Front with File Drawer and L-Shaped Extension. **All Drawers have 100 lb. Roller Bearing Drawer Slides**
- \* Knife/Collectible Display Case Recessed into the side of L-Shaped Desk with Show Case Lock
- \* (2) AC Shoreline Outlets Mounted at the Desk
- \* 12V outlet and USB charging center mounted at desk
- \* (4) Inverted Outlets Mounted at the Desk
- \* HDMI Wall Plate Outlet with 3' HDMI Cable Mounted at Desk
- \* Book Rack/Printer Shelf Mounted Above the Desk with 24" LED Light
- \* Electrical Compartment Built Next to the Desk (Batteries, Inverter, Converter, Solenoids and Power Stops)
- \* Sliding Curb Side Door with non-opening window
- \* 24" HDTV DVD Combo with Full Motion Wall Bracket Mounted above the Sliding Door
- \* Air Tool Display with 17 Air Tool Holders
- \* (6) 48" Shelves with (5) Adjustable Removable Shelves and (2) Socket Shelves with (4) 24" Chrome Magnets
- \* Heater Opening
- \* (2) Standard Double Height Curb Side Floor Drawer **with 100 lb. Roller Bearing Drawer Slides**
- \* (3) 48" Adjustable Removable Shelf Section with Cart Opening
- \* 62" Tool Box Opening Curb Side Rear
- \* (1) Upper Adjustable Removable Shelf in 62" Box Opening
- \* (1) Adjustable Removable Flat Shelf in 62" Box Opening
- \* (2) Rows of Recessed E-Track Restraint



## Chassis

- \* Cummins ISB 6.7-200 Diesel Engine
- \* 200 HP @ 2300 RPM
- \* 520lb Torque @ 1600 RPM
- \* 5 Speed Allison 2100 HS Automatic Transmission
- \* Dash Mounted T-Handle Shifter w/out Park Brake Position
- \* 5.13 Rear Axle Ratio
- \* Detroit 8,000 lb. Drop Single Front Axle
- \* MS-17-14X 17,500 lb. R-Series Single Rear Axle
- \* 8,000 lb. Taperleaf Front Suspension
- \* 18,000 lb. Rear Air Ride Suspension with Dual Leveling Valves
- \* 25,500 lb. G.V.W.
- \* Front & Rear Shock Absorbers
- \* ABS Air Brakes Package — Brake Line Air Dryer w/Heater
- \* STD US Front Brake Valve
- \* Cummins Exhaust Brake
- \* Cruise & Electronic Throttle Control
- \* Michelin XZE 255/70R22.5 16 Ply Front Radial Tires
- \* Michelin XD2 255/70R22.5 16 Ply Rear Radial Tires
- \* Power Steering With Fixed Steering Column
- \* 750 Watt Engine Block Heater w/Chrome Receptacle
- \* 60 Gallon Aluminum Fuel Tank — Driver Side
- \* 3 Piece Chromed Steel Front Bumper
- \* Fuel Water Separator with Heater
- \* Day Time Running Lights
- \* Power Windows & Power Door Locks
- \* Back Up Alarm
- \* 2015 Onboard Diagnostics/2010 EPA/CARB/GHG14
- \* 2008 CARB Emission Certificate - Clean Idle
- \* Fire Extinguisher & Triangle Kit Mounted in Cab
- \* (2) 1131, 12 V Maintenance Free Batteries, 1900 CC AMPS
- \* High Output 200 Amp Alternator
- \* Electronic Engine Integral Shutdown Protection System

# Standard Equipment



## Plus These Additional Items

- \* Engine Driven 54K BTU Rear Air Conditioning System Evaporator with a 78K BTU 3 Fan Power Condensor
- \* Separate Rear Air Conditioning Compressor
- \* Engine Driven Hot Water Heater
- \* Dock Height 2,000 lb. All Aluminum Lift Gate with Fold out Extension and built-in Cart Stop
- \* AM/FM CD Radio
- with Remote and MP3 Capability
- \* (2) Radio Speakers in the Box
- \* Bumper Pads on Rear Doors & E-Track on Rear Walls
- \* Aluminum Vise Grip Display
- \* Aluminum Exterior Sign Frame
- \* (1) Roll (900 Dots) of 7/8" Velcro Dots
- \* Distributor Name & Cell Phone Number Installed on Sides of Body
- \* Manual Pull Out Double Step
- \* Accuride Aluminum Wheels with Stainless Steel Lug Caps and Hub Centers

## Purchase Price:

**\$116,050.00**

**Note:** Price above does not include License Fees, Sales Tax and Delivery Charge

\* Maintenance, Licenses, Insurance and Any Applicable Taxes Not Included

## Additional Available Options

- Cab/Box Full Walk Through Door .....\$4,600.00  
Way with Carpeted Security Doors
- 19K BTU LP Heater with Leak Detector ..... \$1,710.00  
and LP Tank Mounted under the body
- Back Up Camera with Heater and ..... \$1,085.00  
7" LED Color Monitor - 5 Yr Warranty
- Electronic Dead Bolt Lock ..... \$350.00  
(Sliding Door Only)
- Single Electric Step ..... \$650.00
- Espar - Airtronic D4 Diesel Heater ..... \$2,875.00
- Air Tool Receptacle ..... \$220.00



## There is a Difference

800-338-5734 | 770-439-1140 | Fax 770-943-4780

5045 McNeel Industrial Blvd, Powder Springs, GA 30127 [www.acdv.com](http://www.acdv.com)

**For Additional Information Send Request to:** [charlie@acdv.com](mailto:charlie@acdv.com)